


E7 EXPLORE SPECIFICATIONS

XCHANGEABLE FLUSH MOUNT



KEY FEATURES



11,000*
Fixture Lumens



90°
Top Beam



20°
Side Beam



0° - 50°
Angled Optics

COLOUR



Dual Blue / White

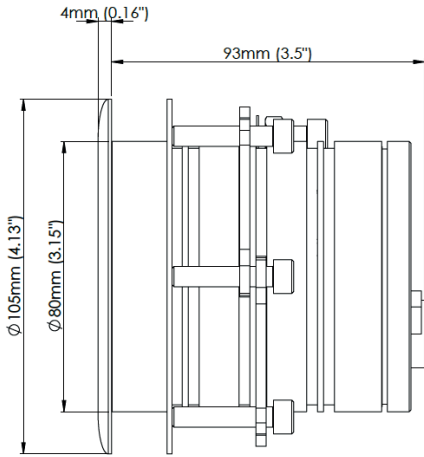


Colours DMX

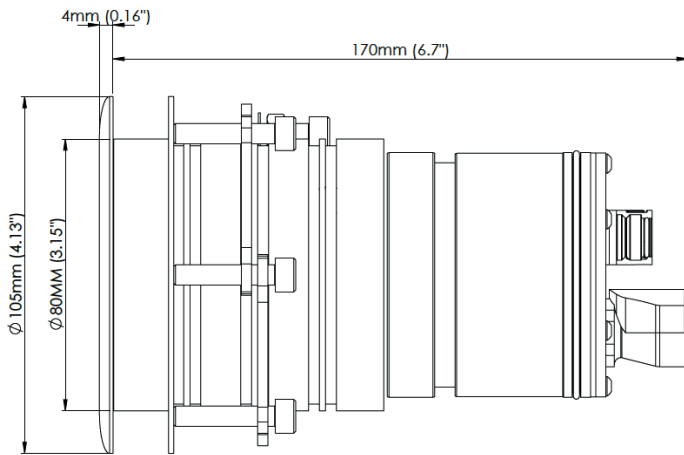
TECHNICAL		PHYSICAL	
Fixture Lumens <small>(Total light output from a finished fixture)</small>	Dual - 11,000* Colours - 6,000	Total Diameter of Flange	105mm (4.13")
Lumens	Dual - 19,000 Colours - 11,000	Diameter of Body	80mm (3.15")
Beam Angle	90° x 20°	Profile of Flange	4mm (0.16")
Angled Optics Options	10°, 20°, 30°, 40° & 50°	Overall Length	97mm (3.8")
Min-Max Operating Voltage DC	10V - 32V DC	Minimum Withdrawal Space Required	170mm (6.55")
Min-Max Operating Voltage AC**	100-240V 50/60Hz	Hole Cut-Out - Standard - With Isolating Kit	83mm (3.25") 89mm (3.5")
Power	Dual - 113W Colours - 82W	Max Hull Thickness - Standard - Extension Kit	55mm (2.16") 119mm (4.7")
Current / Amp Draw (12V/24V DC)	Dual - 7.8A / 4.7A Colours - 6.8A / 3.2A	Total Weight	1.25kg (2.76lbs)
Current / Amp Draw (110V/230V AC)	Dual - 1,190mA / 570mA Colours - 830mA / 400mA	Mounting Tube Material Light Body Material	AB2 Aluminium Bronze Aluminium
Driver Type	Internal	Optics	Linear Micro-Faceted Reflector
Correlated Colour Temp.	6500K White	No of LEDs	Dual - 18 W, 17 B Colours - 25 R, 19 G, 20 B, 20 W
IP Rating	IP68 Front Face, When Installed	APPROVALS & WARRANTY	
MOUNTING		RINA , ABS (Pending)	
Maximum Hull Width	55mm (2.16")	Warranty	3 Years
Maximum Hull Width With Extension	119mm (4.7")		

*Ultra White Measurement **With AC Power Kit

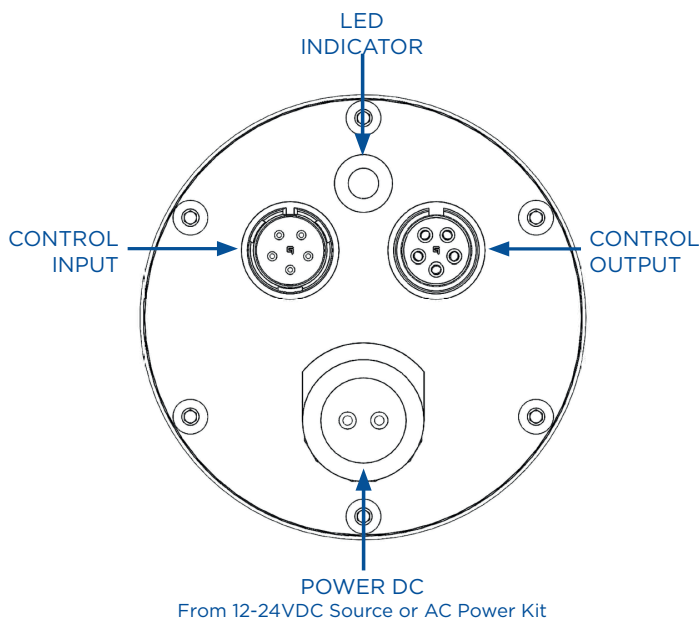
LIGHT CARTRIDGE INSTALLED



LIGHT CARTRIDGE WITHDRAWN



REAR OF LIGHT



EXPLORE E7 WHAT'S IN THE BOX

Explore E7 Light Cartridge, Mounting Tube & Clamping Kit

Explore Removal Tool

Explore Install Guide

(E6 &) E7 PART NUMBERS

Explore 6 XFM 0deg Dual Blue/White Explore 6 XFM 0deg Colour DMX	E6009BW E6009CD
Explore 7 XFM 10deg Dual Blue/White Explore 7 XFM10deg Colour DMX	E7019BW E7019CD
Explore 7 XFM 20deg Dual Blue/White Explore 7 XFM 20deg Colour DMX	E7029BW E7029CD
Explore 7 XFM 30deg Dual Blue/White Explore 7 XFM 30deg Colour DMX	E7039BW E7039CD
Explore 7 XFM 40deg Dual Blue/White Explore 7 XFM 40deg Colour DMX	E7049BW E7049CD
Explore 7 XFM 50deg Dual Blue/White Explore 7 XFM 50deg Colour DMX	E7059BW E7059CD